



# S.C.P. s.a.

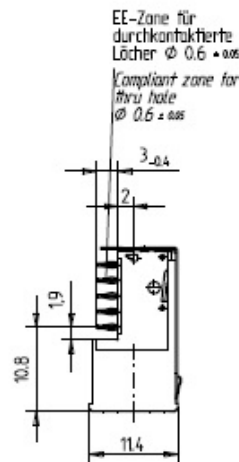
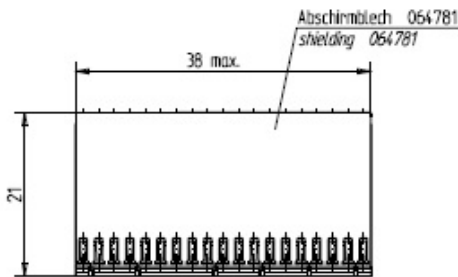
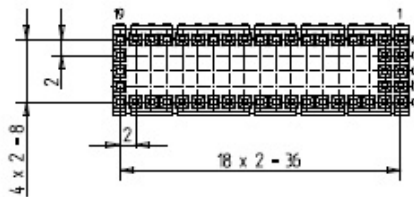
Suministros de Conectores Profesionales, s.a.

## 354146

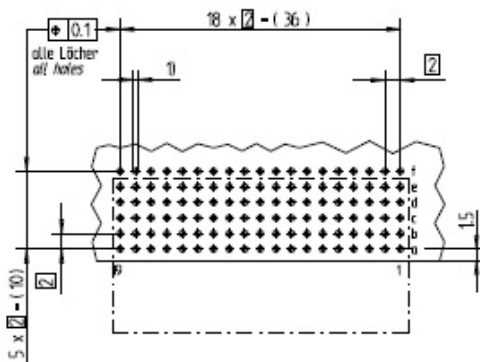
Bestückungsplan - contact layout



■ - bestückt - assemble



Lichtbild für Leiterplatte (Bestückungsseite) Board hole pattern (Component mounting side)



- 1)  $\varnothing 0.6 \pm 0.05$  Durchmesser des metallisierten Loches
- $\varnothing 0.6 \pm 0.05$  Diameter of finished plated-through hole
- $\varnothing 0.7 \pm 0.02$  Bohrungsdurchmesser des Loches
- $\varnothing 0.7 \pm 0.02$  Diameter of drilled hole

Schichtaufbau im metallisierten Loch  
siehe Zeichnung 114406  
Metal plating of plated-through hole  
see drawing 114406

Fehlende Masse und Angaben nach IEC 61076-4-101  
Missing information and dimensions per IEC 61076-4-101

Bedruckung siehe Zeichnung 401194  
Marking see drawing 401194

Information: Abschirmblech oben montiert / shielding mounted on top BA 2	Tolerances	$\pm$	Scale	2:1
	All rights reserved. Only for information. To insure that this is the latest version of this drawing, please contact one of the ENR companies before using.	Subject to modification without prior notice. Drawing will not be updated.	$\varnothing$ Diameter in hole	Designation: <b>ERmet Federleiste B 19</b> <i>ERmet Female Type B 19</i>

Tel.: +34 91 355 60 06  
e-mail: comercial@scp-sa.es